

# ENDODONTICS

## EXPLORERS/EXCAVATORS

**Explorers:** These instruments used in a procedures to preserve the health of the dental pulp and periapical tissues, and the treatment of the diseased pulp to enable the tooth (or part of the tooth) to be retained in function. Further, endodontic treatment may be carried out on a healthy pulp where the tooth has to be devitalized as part of the overall restorative treatment plan.

**Excavators:** The shank is long to reach canals. To curettage inside of tooth to base of pulp chamber.

Endodontic-Explorers

Endodontic-Excavators



# ENDODONTICS

## EXPLORERS/EXCAVATORS

**Explorers:** These instruments used in a procedures to preserve the health of the dental pulp and periapical tissues, and the treatment of the diseased pulp to enable the tooth (or part of the tooth) to be retained in function. Further, endodontic treatment may be carried out on a healthy pulp where the tooth has to be devitalized as part of the overall restorative treatment plan.

**Excavators:** The shank is long to reach canals. To curettage inside of tooth to base of pulp chamber.



32L

EXC32L

1356



33L

EXC33L

1357



31W

Oval Spoon

EXC31W

1358

# ENDODONTICS

## PLUGGERS

Used to plug and condense amalgam into cavity preparation. Single ended hand instruments used to plug and condense gutta percha in a root canal.

Endodontic Pluggers ISO Size



ISO Size 30  
24mm  
**RCP30**  
1400

ISO Size 40  
24mm  
**RCP40**  
1401

ISO size 50  
24mm  
**RCP50**  
1402

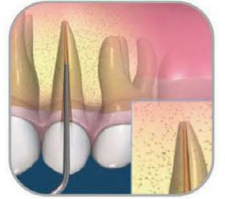
ISO Size 60  
24mm  
**RCP60**  
1403

Endodontic Luks



1/3  
21mm  
**RCP1/3**  
1404

5/7  
21mm  
**RCP5/7**  
1405





# ENDODONTICS

## PLUGGERS

Used to plug and condense amalgam into cavity preparation. Single ended hand instruments used to plug and condense gutta percha in a root canal.





# ENDODONTICS

## PLUGGERS

Used to compact filling material during vertical condensation.

Anterior



8A 29mm	8 1/2 A 29mm	9A 29mm	9 1/2 A 29mm	10A 29mm	10 1/2 A 29mm	11A 29mm	11 1/2 A 29mm	12A 29mm
------------	-----------------	------------	-----------------	-------------	------------------	-------------	------------------	-------------

<b>ARCP8</b> 14 12	<b>ARCP8-1/2</b> 14 13	<b>ARCP9</b> 14 14	<b>ARCP9-1/2</b> 14 15	<b>ARCP10</b> 14 16	<b>ARCP10-1/2</b> 14 17	<b>ARCP11</b> 14 18	<b>ARCP11-1/2</b> 14 19	<b>ARCP12</b> 14 20
-----------------------	---------------------------	-----------------------	---------------------------	------------------------	----------------------------	------------------------	----------------------------	------------------------

# ENDODONTICS

## PLUGGERS

Used to compact filling material during vertical condensation.

### Posterior

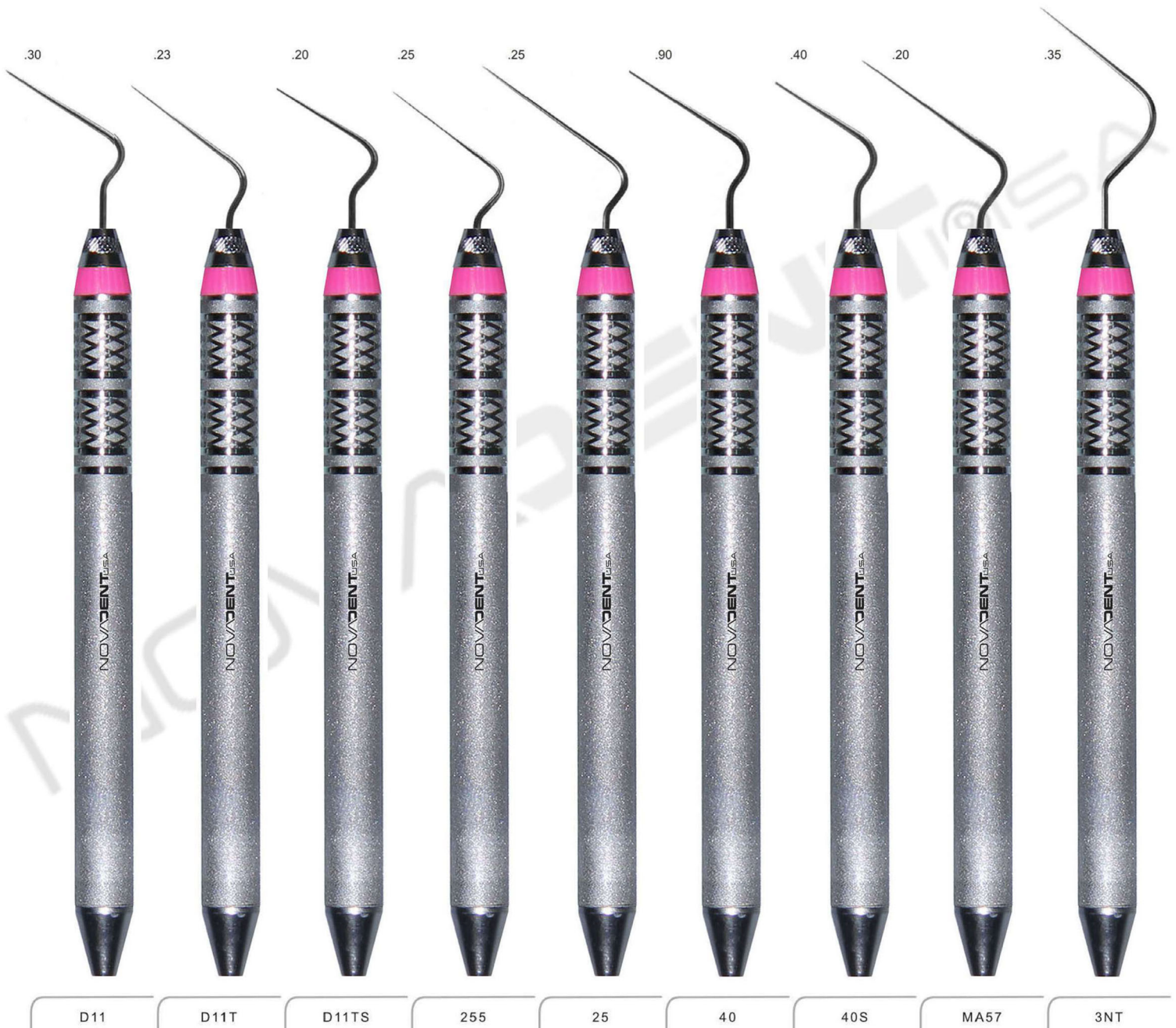




# ENDODONTICS

## NICKLE TITANIUM ENDODONTICS SPERADERS

Used to compact filling material during lateral condensation. These instruments made of nickel titanium.



D11

D11T

D11TS

255

25

40

40S

MA57

3NT

RCSD11NT

1480

RCSD11TNT

1481

RCSD11TSNT

1482

RCS255NT

1483

RCS25NT

1484

RCS40NT

1485

RCS40SNT

1486

RCSMA57NT

1487

RCS3NT

1488



# ENDODONTICS

## SPREADERS

Hand instrument with a tapered, pointed end, used to condense and compress materials such as gutta percha in root canals.

ISO Sized Spreaders



Spreaders



# ENDODONTICS

## SPREADERS

Hand instrument with a tapered, pointed end, used to condense and compress materials such as gutta percha in root canals.



**RCS D11S**  
1548

**RCS D11T**  
1549

**RCS D11TS**  
1550

**RCS 3**  
1551

**RCS GP2**  
1552

**RCS O**  
1553

**RCS OO**  
1554

**RCS MA57**  
1555

**RCS GP3**  
1556



# ENDODONTICS

## MICRO CURETTES/MICRO SURGICAL EXCAVATORS

**Excavators:** The shank is long to reach canals. To curettage inside of tooth to base of pulp chamber.

### Micro-Curettes





# ENDODONTICS

## APICAL PLUGGERS

Used to compact filling material during vertical condensation.

### Pluggers-Straight



0.5  
Abou-Rass  
Straight

**AP-ARS0.5**

1650

1  
Abou-Rass  
Straight

**AP-ARS1**

1651

1.5  
Abou-Rass  
Straight

**AP-ARS1.5**

1652

2  
Abou-Rass  
Straight

**AP-ARS2**

1653

3  
Abou-Rass  
Straight

**AP-ARS3**

1654

# ENDODONTICS

## APICAL PLUGGERS

Used to compact filling material during vertical condensation.



# ENDODONTICS

## APICAL BURNISHERS / RETRO FILLING

Used to condense, smooth and polish amalgam.

### Retro Filling

The retro filling instruments are sized to work with ultrasonic preparation tips.

### Burnishers-Straight



Left Apical

**PFLA**  
1700

Right Apical

**PFRA**  
1701



1  
Abou-Rass  
Straight

**AB-ARS1**  
1702

2  
Abou-Rass  
Straight

**AB-ARS2**  
1703

3  
Abou-Rass  
Straight

**AB-ARS3**  
1704

4  
Abou-Rass  
Straight

**AB-ARS4**  
1705

5  
Abou-Rass  
Straight

**AB-ARS5**  
1706



# ENDODONTICS

## APICAL BURNISHERS / RETRO FILLING

Used to condense, smooth and polish amalgam.

### Burnishers-Angled



1  
Abou-Rass  
Angled

**AB-ARS1**  
1707

2  
Abou-Rass  
Angled

**AB-ARS2**  
1708

3  
Abou-Rass  
Angled

**AB-ARS3**  
1709

4  
Abou-Rass  
Angled

**AB-ARS4**  
1710

5  
Abou-Rass  
Angled


**AB-ARS5**  
1711

# ENDODONTICS

## APICAL PLUGGERS / BURNISHERS

**Pluggers:** are used to condense filling materials into cavity preparation. Ends are serrated.

**Burnisher:** Used to condense, smooth and polish amalgam.



Small Left  
Apical

**APBSL**

1712

Small Right  
Apical

**APBSR**

1713

Medium Left  
Apical

**APBML**

1714

Medium Right  
Apical

**APBMR**

1715

Large Left  
Apical

**ABLL**

1716

# ENDODONTICS

## APICAL PLUGGERS / BURNISHERS

**Pluggers:** are used to condense filling materials into cavity preparation. Ends are serrated.

**Burnisher:** Used to condense, smooth and polish amalgam.



Large Right  
Apical

**APBLR**  
1717

Universal  
Small Apical

**APBUS**  
1718

Universal  
Medium Apical

**APBUM**  
1719

Universal  
Large Apical

**APBUL**  
1720



**Splinting Forceps:** Immobilization of fractured bone ends by wiring, pinning or splinting.

**R.D. Clamp Forceps:** Instruments with self-locking device used to apply and remove rubber dam clamps.

**R.D. Frame:** Flexible frame used to hold the rubber dam in a taut state, away from the field of operation.

**R.D. Punch:** Instruments used to punch various sized holes in a sheet of rubber dam.

Martensite stainless steel, Clamps shown 50% actual.

Post And Silver Point Removal Forceps to remove posts from root canals

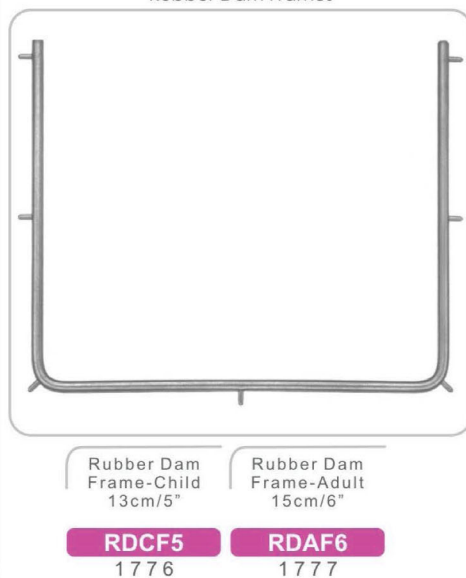


Rubber Dam Clamp Forceps

shown 40% size



Rubber Dam Frames



Rubber Dam Punches




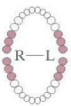

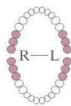

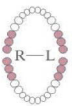




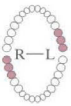

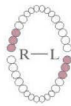

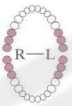




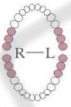

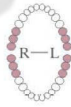

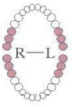




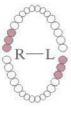

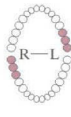

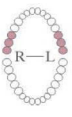



# ENDODONTICS

## RUBBER DAM CLAMPS


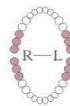

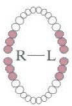



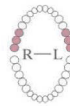

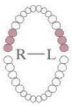



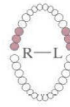

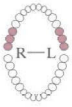



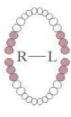

Rubber dam clamp applied to grip the cervical area of a tooth to retain rubber dam and in some cases cotton wool rolls, these are different and designs to fit molars, premolar and incisor.

Martensite stainless steel, Clamps shown 75% actual.

### Molars - General

					
	8A		W8A		8AD
	<b>RDC8A</b>		<b>RDCW8A</b>		<b>RDC8AD</b>
	1830		1831		1832
					
	10		11		14
	<b>RDC10</b>		<b>RDC11</b>		<b>RDC14</b>
	1833		1834		1835
					
	14A		W14A		18
	<b>RDC14A</b>		<b>RDCW14A</b>		<b>RDC18</b>
	1836		1837		1838
					
	24		25		26N
	<b>RDC24</b>		<b>RDC25</b>		<b>RDC26N</b>
	1839		1840		1841

### Upper Molars

			
	56		56S
	<b>RDC56</b>		<b>RDC56S</b>
	1842		1843
			
	4		W4
	<b>RDC4</b>		<b>RDCW4</b>
	1844		1845
			
	5		8
	<b>RDC5</b>		<b>RDC8</b>
	1846		1847
			
	27		
	<b>RDC27</b>		
	1848		



# ENDODONTICS

## RUBBER DAM CLAMPS



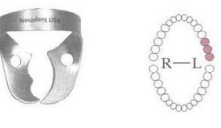

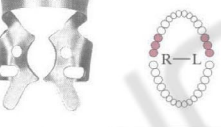


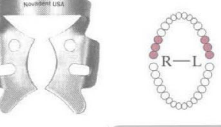
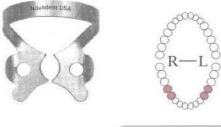
Rubber dam clamp applied to grip the cervical area of a tooth to retain rubber dam and in some cases cotton wool rolls, these are different and designs to fit molars, premolar and incisor.

Martensite stainless steel, Clamps shown 75% actual.

Upper Molars

Lower Molars

Pre-molars

 30 <b>RDC30</b> 1849	 3 <b>RDC3</b> 1853	 W3 <b>RDCW3</b> 1854	 7 <b>RDC7</b> 1855	 0 <b>RDC0</b> 1862
 31 <b>RDC31</b> 1850	 W7 <b>RDCW7</b> 1856	 7A <b>RDC7A</b> 1857	 12A <b>RDC12A</b> 1858	 1 <b>RDC1</b> 1863
 201 <b>RDC201</b> 1851	 31A <b>RDC31A</b> 1859	 26 <b>RDC26</b> 1860	 28 <b>RDC28</b> 1861	 1A <b>RDC1A</b> 1864
 205 <b>RDC205</b> 1852				 2 <b>RDC2</b> 1865

# ENDODONTICS

## RUBBER DAM CLAMPS

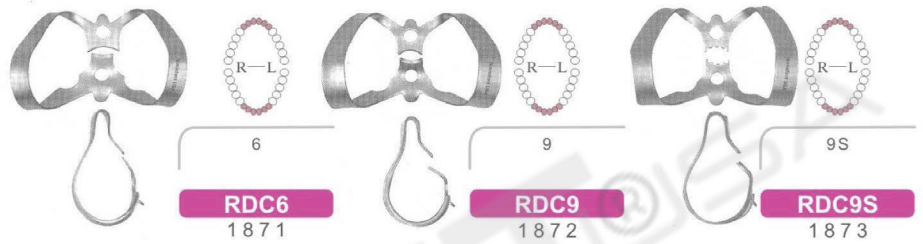
Rubber dam clamp applied to grip the cervical area of a tooth to retain rubber dam and in some cases cotton wool rolls. these are different and designs to fit molars, premolar and incisor.

Martensite stainless steel, Clamps shown 75% actual.

Pre-molars



Anterior



Rubber Dam Clamp Organizing Board  
1877